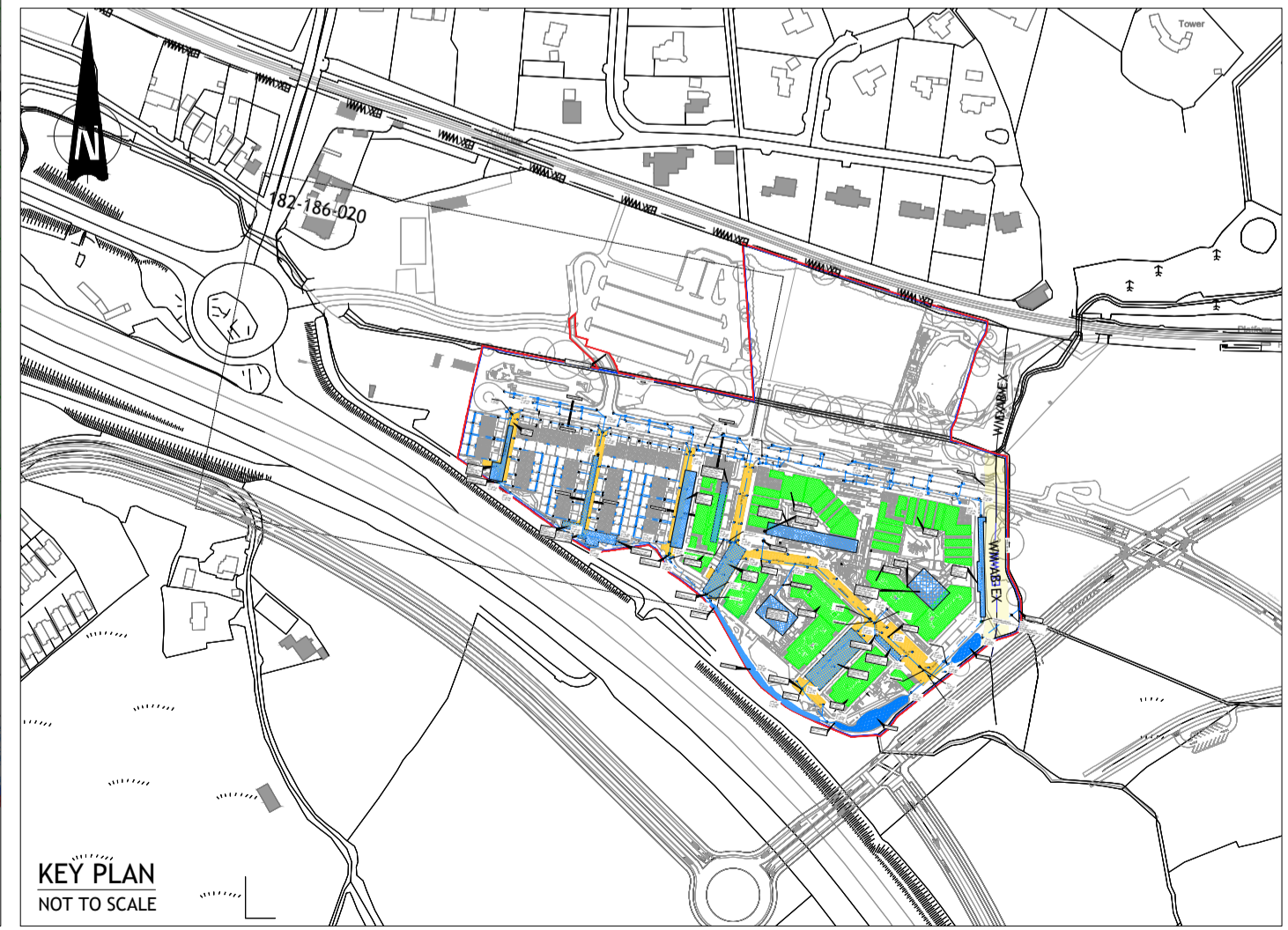
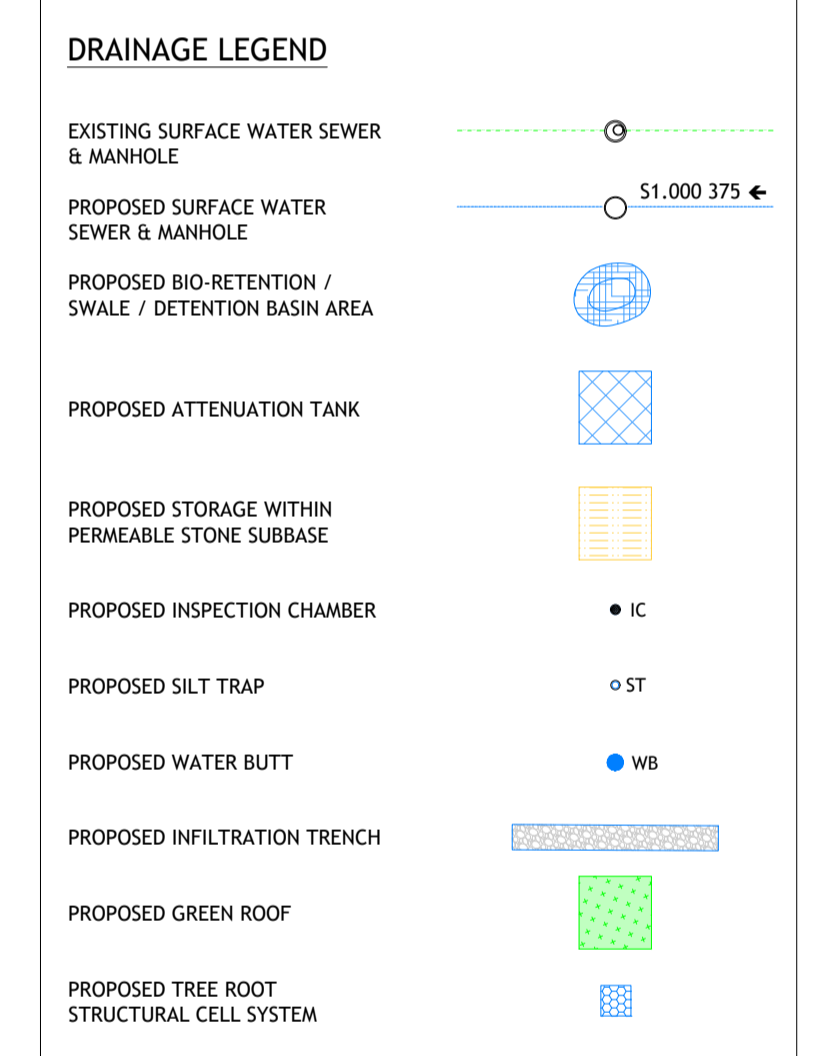
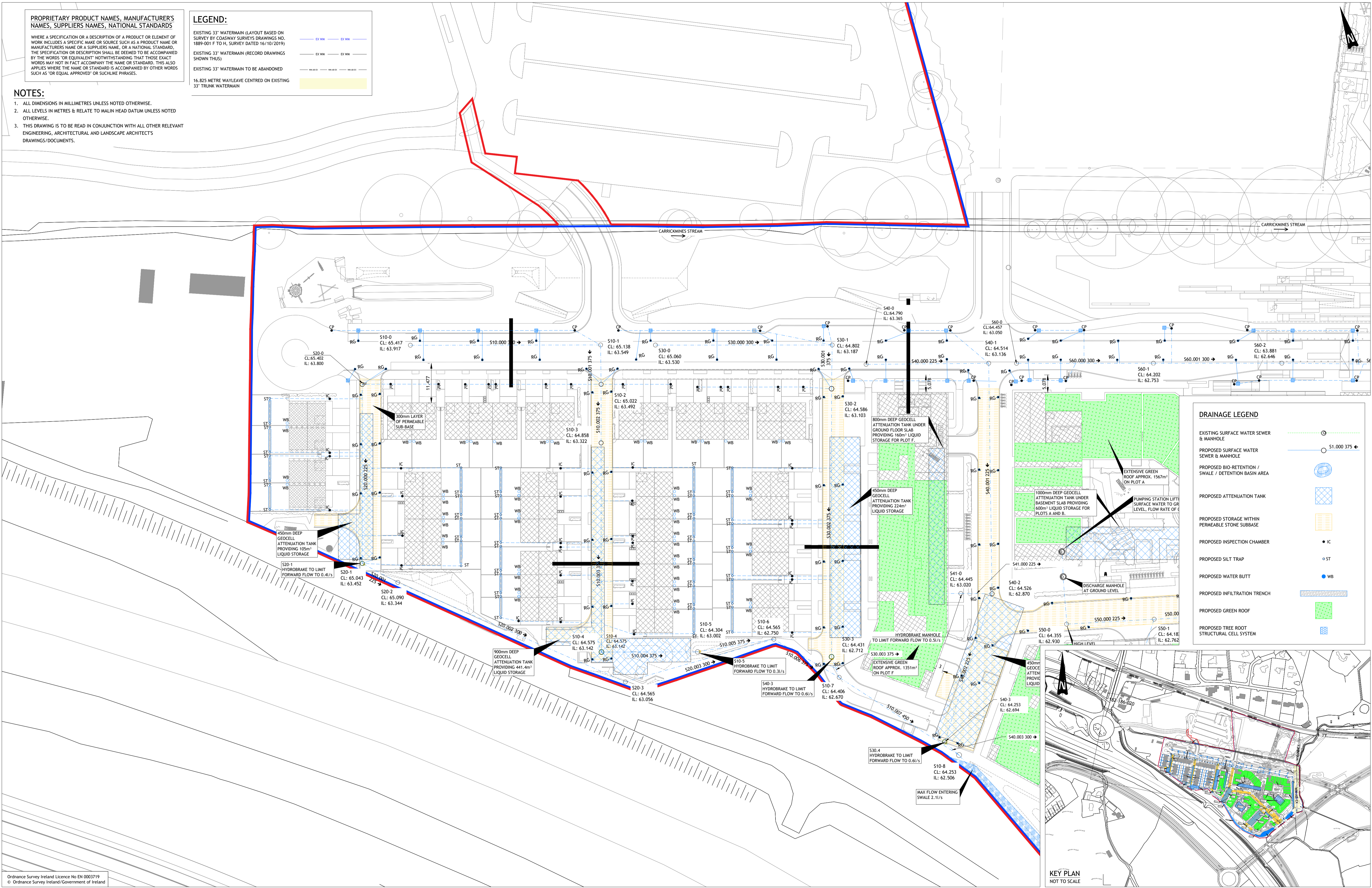


**PROPRIETARY PRODUCT NAMES, MANUFACTURER'S NAMES, SUPPLIERS NAMES, NATIONAL STANDARDS**  
 WHERE A SPECIFICATION OR A DESCRIPTION OF A PRODUCT OR ELEMENT OF WORK INCLUDES A SPECIFIC MAKE OR SOURCE SUCH AS A PRODUCT NAME OR MANUFACTURER'S NAME OR A SUPPLIER'S NAME, OR A NATIONAL STANDARD, THE SPECIFICATION OR DESCRIPTION SHALL BE DEEMED TO BE ACCOMPANIED BY THE WORDS "OR EQUIVALENT" NOTWITHSTANDING THAT THOSE EXACT WORDS MAY NOT IN FACT ACCOMPANY THE NAME OR STANDARD. THIS ALSO APPLIES WHERE THE NAME OR STANDARD IS ACCOMPANIED BY OTHER WORDS SUCH AS "OR EQUAL APPROVED" OR SUCHLIKE PHRASES.

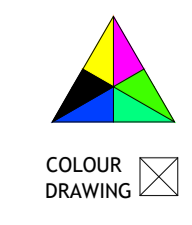
**LEGEND:**  
 EXISTING 33" WATERMAIN (LAYOUT BASED ON SURVEY BY COASWAY SURVEYS DRAWINGS NO. 1889-001 F TO H, SURVEY DATED 16/10/2019)  
 EXISTING 33" WATERMAIN (RECORD DRAWINGS SHOWN THUS)  
 EXISTING 33" WATERMAIN TO BE ABANDONED  
 16.825 METRE WAYLEAVE CENTRED ON EXISTING 33" TRUNK WATERMAIN

**NOTES:**  
 1. ALL DIMENSIONS IN MILLIMETRES UNLESS NOTED OTHERWISE.  
 2. ALL LEVELS IN METRES & RELATE TO MALIN HEAD DATUM UNLESS NOTED OTHERWISE.  
 3. THIS DRAWING IS TO BE READ IN CONJUNCTION WITH ALL OTHER RELEVANT ENGINEERING, ARCHITECTURAL AND LANDSCAPE ARCHITECTS DRAWINGS/DOCUMENTS.



Ordnance Survey Ireland Licence No EN 0003719  
 © Ordnance Survey Ireland/Government of Ireland

© PUNCH Consulting Engineers  
 This drawing and any design hereon is the copyright of the Consultants and must not be reproduced without their written consent.  
 All drawings remain the property of the Consultants.  
 Figured dimension only to be taken from this drawing.  
 Consultants to be informed immediately of any discrepancies before work proceeds.



Date Drawn: 2018-11-23  
 Drawn By: KOBrien  
 Date Issued: 2021-02-19  
 Issued By: IBS



Rev	Amendment	By	Date
PLO	PLANNING ISSUE	IBS	2022/03/28

Client:  
 1 CARRICKMINES LAND LTD.

Job: PRIORSLAND CHERRYWOOD SHD  
 Scale @ A1: 1:500  
 Title: SURFACE DRAINAGE LAYOUT - SHEET 1 OF 3 - PERMANENT PROPOSAL  
 Engineer Check: IBS  
 Approved:  
 Drawing No: 182-186-020b  
 Rev: PLO

Stage: PLANNING  
 Scale @ A1: 1:500  
 Technician Check: IBS  
 Engineer Check: MCD  
 Approved:  
 Drawing No: 182-186-020b  
 Rev: PLO



182-186-020b PLO